



2010-2011 GMT Reports for District (or Undistricted) **District 24 A**

GMT: **STEVEN D SHERER**

Location: **VIRGINIA**

GMT CA: **1**

CLUBS

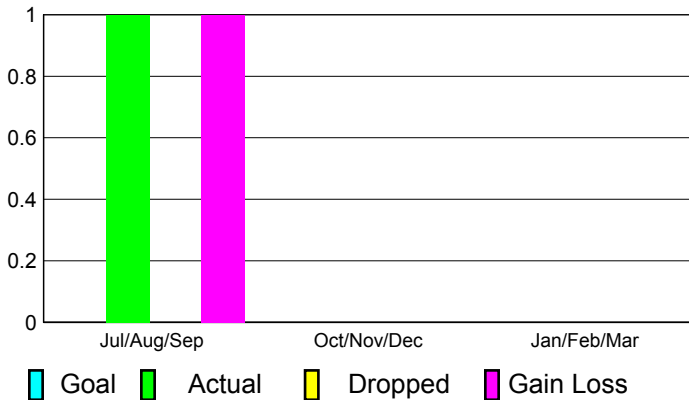
Club Results
2010-2011

Clubs
2009-2010

| Month | New Club Goal | Actual New Clubs | Actual Dropped Clubs | Gain/Loss of Clubs | Gain/Loss of Clubs |
|---------------|---------------|------------------|----------------------|--------------------|--------------------|
| Jul/Aug/Sep | 0 | 1 | 0 | 1 | 0 |
| Oct/Nov/Dec | 0 | 0 | 0 | 0 | 0 |
| Jan/Feb/Mar | 0 | 0 | 0 | 0 | 0 |
| Totals | 0 | 1 | 0 | 1 | 0 |


Club Results 2010-2011

Goal, New, Dropped, Gain/Loss




Comparison of Club Gain/Loss

Current Year Compared to the Previous Year



YTD Status Quo Clubs 2010-2011

Status Quo Clubs Compared to Status Quo Members



MEMBERSHIP

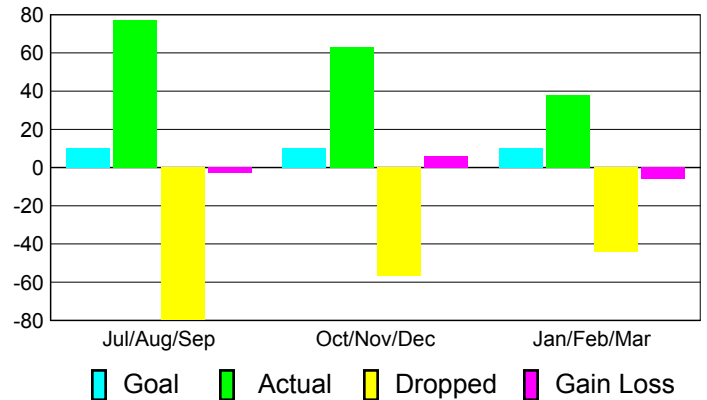
Membership Results
2010-2011

Membership
2009-2010

| Month | Net Memb Goal | Actual New Memb | Actual Dropped Memb | Gain/Loss of Memb | Gain/Loss of Memb |
|---------------|---------------|-----------------|---------------------|-------------------|-------------------|
| Jul/Aug/Sep | 10 | 77 | -80 | -3 | -20 |
| Oct/Nov/Dec | 10 | 63 | -57 | 6 | -42 |
| Jan/Feb/Mar | 10 | 38 | -44 | -6 | -3 |
| Totals | 30 | 178 | -181 | -3 | -65 |

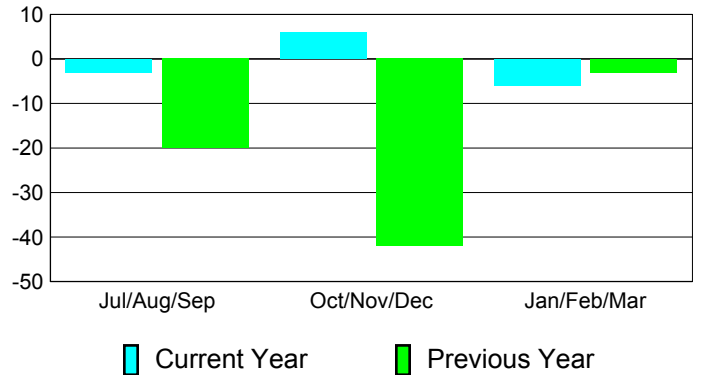
Membership Results 2010-2011

Goal, New, Dropped, Gain/Loss

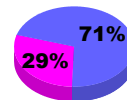


Comparison of Membership Gain/Loss

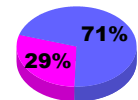
Current Year Compared to the Previous Year



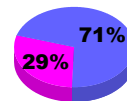
Gender Comparison 2010-2011



Jul/Aug/Sep



Oct/Nov/Dec



Jan/Feb/Mar

Male

Female